




Deswik.CAD

Essentials

TRAINING MODULE PROFILE

| | | | |
|--|---|---|--------------------------|
|  PROGRAM |  DURATION |  DELIVERY | 1.02 MODULE ID |
|--|---|---|--------------------------|

Deswik.CAD Essentials is the starting point for all Deswik users who wish to learn the core skills required to operate Deswik.CAD or progress to further Deswik.CAD training.

Once you have completed this module, you should be able to navigate the common tools and concepts required for subsequent Deswik.CAD training.

Getting Started

- The Deswik.CAD interface
- Navigation basics and shortcuts
- Identifying and loading Deswik.CAD files

Viewing Data

- Zooming, snapping, slicing
- Filtering data
- Animation and view modes
- Plane definitions
- Creating legends and value bins

Data Management

- Importing and exporting data
- Polyline creation and modification
- Managing solids (Booleans, validation)

Attributes

- Creating and editing attributes
- Applying attributes and values using formulas
- Troubleshooting common attribute issues
- Querying attributes

Viewing Requirements

Deswik Client Portal account - To access this online module you need a Deswik Client Portal account. To register for an account, please click [here](#).

Vimeo - This module contains videos that require you to have access to the Vimeo website.

Deswik.Suite - This module requires you to download and install the Deswik Suite software. Instructions are provided in the **1.01 Deswik.Getting Started** online module.

Deswik.Suite license - This module requires you to have a valid Deswik product license. A link to request a temporary license is provided in the module if you do not have access to a paid license.

Deswik.CAD Essentials

Training Pathway

