




Deswik.CAD

Essentials

TRAINING MODULE PROFILE

 PROGRAM	 DURATION	 DELIVERY	1.02 MODULE ID
--	---	---	--------------------------

Deswik.CAD Essentials is the starting point for all Deswik users who wish to learn the core skills required to operate Deswik.CAD or progress to further Deswik.CAD training.

Once you have completed this module, you should be able to navigate the common tools and concepts required for subsequent Deswik.CAD training.

Getting Started

- The Deswik.CAD interface
- Navigation basics and shortcuts
- Identifying and loading Deswik.CAD files

Viewing Data

- Zooming, snapping, slicing
- Filtering data
- Animation and view modes
- Plane definitions

Data Management

- Importing and exporting data
- Polyline creation and modification
- Managing solids (Booleans, validation)

Attributes

- Creating and editing attributes
- Applying attributes and values using formulas
- Troubleshooting common attribute issues
- Querying attributes

Process Maps

- Creating and loading process maps
- Editing process map nodes
- Available node functions
- Running process maps

Plotting

- Create layouts and viewports
- Inserting and editing title blocks
- Referencing legends and plane definitions
- Print configurations

Deswik.CAD Essentials

Training Pathway

1.01 Deswik.Getting Started ONLINE 	1.02 Deswik.CAD Essentials ONLINE 
Prerequisites	Recommended