




Advanced Plotting

Underground Metals

TRAINING MODULE PROFILE

 PROGRAM	 DURATION	 DELIVERY	4.19 MODULE ID
--	---	---	--------------------------

A working knowledge of plotting is a valuable skill. There are many ways to configure plots to suit the needs of different stakeholders, and Deswik.CAD provides numerous time-saving methods you can use. It is helpful to understand how to get the most out of your plot setup, to quickly provide relevant information to stakeholders, reduce duplication and potential for error, and to save time.

This tutorial takes you through plotting basics, and into more advanced plot configuration, to give you a solid foundation to efficiently create, modify and maintain plots for your organization.

Plotting overview

- Plots
- Layouts
- Title blocks
- Layer presets
- Plane definitions
- Viewports

Title blocks

- Create and modify title block source files
- Insert images and block text
- Write title block files

Layer presets

- Create layer presets
- Add plane definitions
- Make bulk modifications

Layouts

- Insert layouts
- Scale the title block
- Edit title block text
- Specify global constants

Viewports

- Insert viewports
- Synchronize plane definitions
- Scale viewports
- Synchronize viewports
- Add and configure viewport grids
- Insert scalebars and north arrows

Legends


- Use legends in plotting
- Create a legend plane definition
- Insert a legend viewport

Print

- Adjust page setup
- Print specific pages

Advanced Plotting

Training Pathway



To be done immediately following the prerequisite modules.