




Deswik Process Map

Essentials

TRAINING MODULE PROFILE

 PROGRAM	 DURATION	 DELIVERY	1.04 MODULE ID
--	---	---	--------------------------

Deswik Process Maps are visual flowcharts that you can program to automate actions in CAD and Sched. They can save you time and effort when performing repeated activities and minimise the risk of incorrect process steps. They can be shared between users to ensure consistent actions and help with new user training.

This module provides an introduction to using and editing existing process maps as well creating new process maps containing basic commands, layers and menus.

Process map files

- Saving and sharing existing process maps
- Accessing maps in Deswik.CAD and Deswik.Sched
- Performing actions from a process map

Using and modifying existing process maps

- Using the process map editor to edit nodes and commands
- Running multiple process map nodes

Designing process maps

- Considerations when designing your process maps
- Structure types

Creating process maps with layers and menus

- Creating a new process map to automate layer settings and perform actions
- Creating status nodes to indicate successful actions
- Creating multi-layer maps with menus

Deswik Process Map Essentials

Training Pathway

1.01 Deswik.Getting Started ONLINE 	1.04 Deswik Process Map Essentials ONLINE 
Prerequisites	Recommended

To be done immediately following the prerequisite modules.